




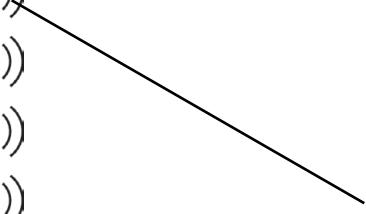


## Lesson Test

### Unit 16, Lesson 1: Listening

**Task 1: Matching** Listen to the statement. Match it with the correct response. The first one is done for you.

- |  |   |
|--|---|
| 1.  | Let me see it. I'll fold it for you.            |
| 2.  | Then you should put it in the washing machine!  |
| 3.  | There's a label on it.                          |
| 4.  | You need to wear some gloves next time!         |
| 5.  | That's too bad. I'll teach you how to sew them. |
- 

**Task 2: Dictation** Listen. Write down the sentences you hear. The first one is done for you.

1. I'm a little worried. My washing machine isn't working.
2. \_\_\_\_\_.
3. \_\_\_\_\_.
4. \_\_\_\_\_.

**Task 3: Listening Comprehension** Listen to the conversation. Then answer the questions. Circle the correct answers.

1. Where is the woman?
  - A. at a store
  - B. at a laundromat
  - C. at the post office
  - D. at her sister's house
2. What does the woman want to do?
  - A. buy gloves
  - B. wash clothes
  - C. go to the post office
  - D. find something that was lost
3. What does the man say that her sister should do?
  - A. look in her pockets
  - B. fold all her clothes
  - C. buy a washing machine
  - D. check the post office

## Lesson Test

### Unit 16, Lesson 1: Reading

---

**Task 4: Word Sequencing** Put the words in the correct order to form a sentence. The first one is done for you.

1. she scarf purse Allen's found a in Mrs. of the pocket

\_\_\_\_\_ She found a scarf in the pocket of Mrs. Allen's purse \_\_\_\_\_.

2. Sunday try to afternoon jacket sew your we'll torn by

\_\_\_\_\_.

3. my napkins pocket to fold grandfather used them and in put his

\_\_\_\_\_.

4. like brother gloves doesn't to his wear

\_\_\_\_\_.

---

**Task 5: Find the Error** There are five mistakes. Circle the mistakes. Then write the correct words in the blanks. The first one is done for you.

I didn't had a good day. First, I fell down and torn my pants. I went home and sew them. Then, I went to the cafe and bought a coffee. While I was drinking my coffee, some of it got on my pants. I went in the bathroom and put some soap and water on it, but that didn't get the coffee out, so I went home again to wash my pants. The lable said to dry clean them. Now, I either need to take them to the dry cleaners nor put them in the trash. I don't want to put them in the trash, because I really like them!

1. \_\_\_\_\_ have \_\_\_\_\_

2. \_\_\_\_\_

3. \_\_\_\_\_

4. \_\_\_\_\_

5. \_\_\_\_\_

## Lesson Test

### Unit 16, Lesson 1: Reading

---

**Task 6: Reading Comprehension** Read the story. Then answer the questions. Circle the correct answers.

My name is Cindy, and I want to learn how to design and make my own clothes. Then, I can have fun clothes that no one else has, but I won't have to spend a lot of money for them. I can already draw very well, so I can make good designs. Also, I know how to clean and fold clothes. Now I need to learn how to iron clothes correctly, so I can make them look better. I also need to learn how to sew. When I was five years old, my grandmother sewed clothes for my brother and me. She doesn't make clothes now, so she gave me her old sewing machine for my birthday. It's a very good one, but it needs to be repaired. Then, she'll teach me how to use it, and I can make clothes for myself and for her, too!

1. Why does Cindy want to design her own clothes?
  - A. to use her grandmother's sewing machine
  - B. to learn how to draw a lot of cool designs
  - C. to have good clothes without paying a lot
  - D. to give her grandmother clothes for her birthday
2. Cindy can neither \_\_\_\_\_.
  - A. fold nor iron
  - B. clean nor fold
  - C. sew nor clean
  - D. iron nor sew
3. What did Cindy's grandmother do when Cindy was young?
  - A. sew her family's clothes
  - B. repair sewing machines
  - C. teach Cindy how to sew
  - D. design Cindy's clothes